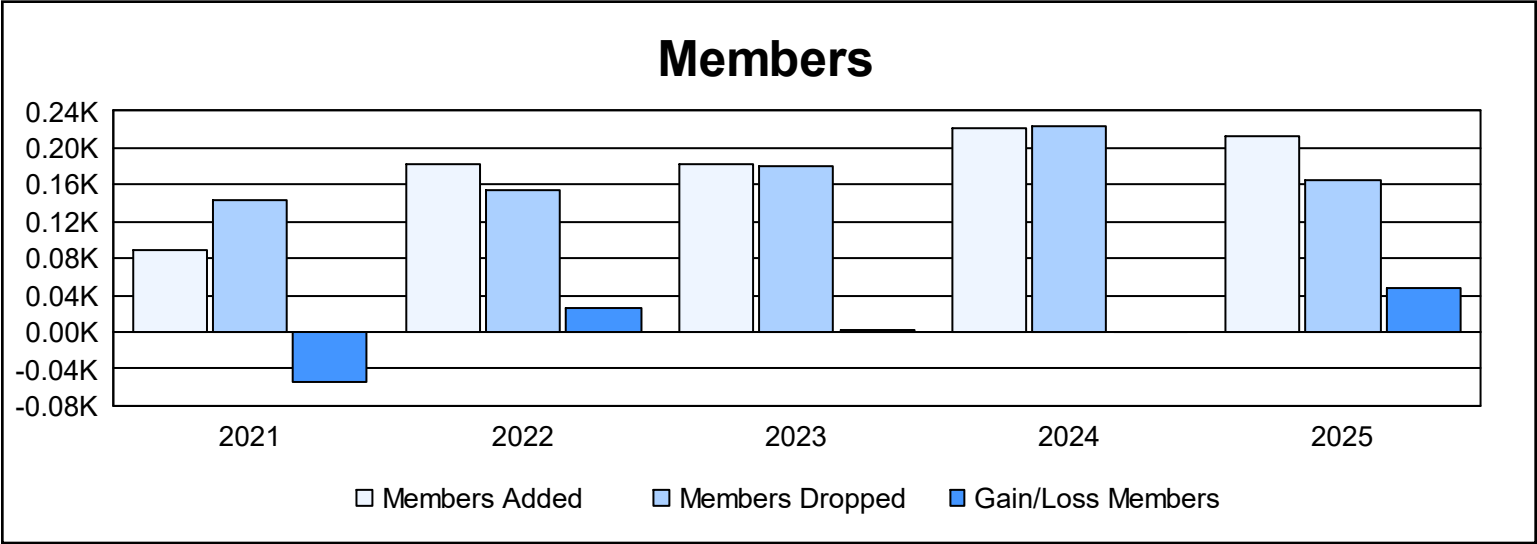
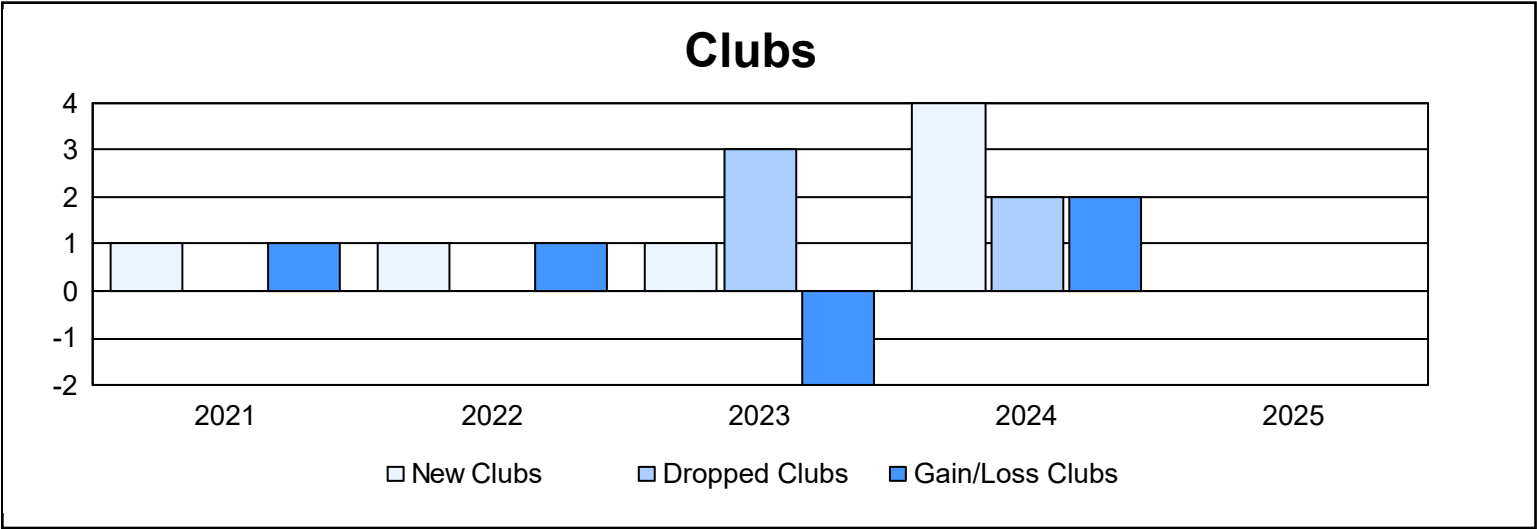
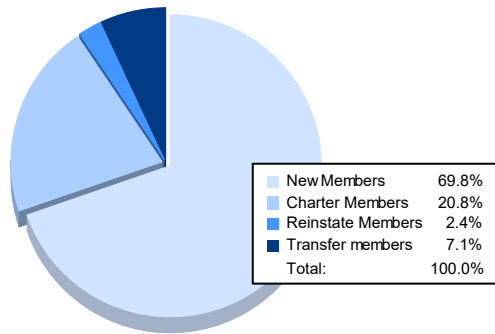


| Year | New Clubs | Dropped Clubs | Gain/ Loss Clubs | New Members | Charter Members | Reinstate Members | Transfer Members | Total Member Added | Total Members Dropped | Gain/ Loss Members |
|-----------|-----------|---------------|------------------|-------------|-----------------|-------------------|------------------|--------------------|-----------------------|--------------------|
| 2020-2021 | 1 | 0 | 1 | 56 | 23 | 4 | 6 | 89 | 144 | -55 |
| 2021-2022 | 1 | 0 | 1 | 132 | 30 | 3 | 17 | 182 | 155 | 27 |
| 2022-2023 | 1 | 3 | -2 | 135 | 21 | 4 | 23 | 183 | 180 | 3 |
| 2023-2024 | 4 | 2 | 2 | 103 | 88 | 7 | 24 | 222 | 223 | -1 |
| 2024-2025 | | | | 148 | 44 | 5 | 15 | 212 | 165 | 47 |
| Average | 2 | 1 | 1 | 115 | 41 | 5 | 17 | 178 | 173 | 4 |



Membership Composition June 2025 Cumulative



Gender Composition June 2025 Cumulative

